


BLOCK OF THE MONTH


2011-2012

For block of the month this year, we will be doing a block for each month from the Quilter's Cache website. There are different degrees of difficulty and a variety of techniques and methods included in the patterns. It is especially important that you cut and sew accurately so your **unfinished block measures 12½ inches**. If you would decide to create an entire quilt of one of the patterns, there are examples of different arrangements on the website for each block.


Our **theme for the year is a maritime theme**. However, this is **in name only**. The blocks can be made into a quilt that has no resemblance to anything nautical.



Red Herring
Lights



Sail Boat



Crab Claws



Beacon

There are a number of blocks where you have the option of regular piecing or paper piecing. Except for Storm at Sea, I think you will find most of the blocks to be new patterns to you.

All of the BOM patterns can be found at:

<http://www.quilterscache.com/BlocksbySizeC.html>

and are under the 12" blocks section.

R—Regular**PP—Paper Pieced**

JULY—Red Herrings--PP	Red and blue or patriotic prints
AUGUST—Beacon Lights—PP or R	Green, gold, color-coordinated print, crème background
SEPTEMBER—Sail Boat 2—R	Fall colors (green, brown, rust)
OCTOBER—Wavy Navy—PP or R	Blue and white
NOVEMBER—Eddystone Lighthouse--R	Dark brown, beige, crème
DECEMBER—Crab Claws—PP	Red and green with white background
JANUARY—Ebb Tide—PP	Dark blue, light green background, light blue
FEBRUARY—Ocean Waves Variation—R	Red and white
MARCH—Wild Waves—R	Batiks: purple, blue, white
APRIL—Trade Winds—R	Reproductions in pastels (yellow, green, pink)
MAY—Storm at Sea—PP or R	Greens with light-green background
JUNE—North Wind—R	Dark and light purple