

APPLESEEDS



APPLESEED QUILTERS GUILD
PO BOX 10484 FORT WAYNE, INDIANA 46852-0484
Visit our website at www.appleseedquiltersguild.com
Email us at appleseedquilters@yahoo.com

JANUARY 2012
VOLUME 19:8

JANUARY MEETING

Tuesday, January 3rd

Happy Hour 6:30 pm; Meeting 7 pm

Classic Café Event Center

4832 Hillegas Road

Program: *Carol Vinnedge Trunk Show*

JANET'S PAPER PIECE

The New Year is here! It's time for all of us to think about commitments for the New Year. We all have our personal goals and resolutions, but please think about the Guild and add some things to your list.

First of all, many of us, including me, still need to make our kids' quilts. **Every** member is expected to donate a quilt for Camp Watcha-Wanna-Do. These quilts mean a lot to the kids and to their families. The quilts are distributed at camp on Father's Day weekend so you have until June to complete yours. But, don't wait until the last minute.



Next, there's the Quilt Show coming up, also in June. We need everyone to participate in order help to make this a successful show. There are many opportunities related to the show:

- We have an expectation that every member will sell at least ten tickets for the raffle quilt. So, if you have not yet picked up your tickets from the table at the guild meeting, please do so.
- We need quilts for the show – lots of quilts. So, get busy and finish those quilts. There is an April deadline for turning in entry forms but that does not mean that your quilt must be completed by

then. You have until June to complete your quilts. But, you have to plan ahead if you need an appointment with a long-arm quilter.

See the "Quilt Show" section of the newsletter for quilt entry details.

- We have multiple workshops scheduled during the show. This is a great opportunity to learn a new technique. So, sign up for a workshop or two.
- Last of all, we need helpers during the show. So, plan on signing up when the time comes to volunteer.

Last of all, I'm putting together a nominating committee for next year's guild election. The nominating committee consists of one member from the executive board, one member from the rest of the board, and three non-board guild members. If you are interested, call or email me. And, if you are asked to serve, please say 'yes'.

Serving on the Appleseed board is very rewarding. It's a good way to meet other guild members and it's very enjoyable. So, please give it serious consideration. We have a lot of new members and I would love to see some of them on the board.

Before I stop, I want to say a few words about the Sewing Days. I just love the Sewing Days! It's been so much fun to meet new members and become better acquainted with long-time members I didn't know well. There were fourteen of us who attended the December Sew Day. So, I will continue to arrange these events as long as there is interest.

Next Sewing Day – Saturday, January 28th, 10 am – 4 pm, Georgetown Library

Have a happy and prosperous New Year!

Janet Ditton, President

JANUARY EVENTS

January 3rd

6:30 pm at Classic Café
Appleseed Quilters Guild Meeting

January 10th


6:30 pm at the Main Library, room C
AQG Board meeting

January 28th

10:00 pm – 4:00 pm at the Georgetown Library meeting room
Sewing Day

PROGRAM NOTES

The old year is coming to a close and 2012 is just around the bend. We're beginning the year with a program which I think everyone will enjoy. One of our long time members and a great friend of the Appleseed Guild, Carol Vinnedge, will present a trunk show of her wonderful work. She has inspired many of us with her unique patterns and ideas.



Mary Ann Skinner showed a quilt during her table topper demonstration which was set on point, which means all your setting triangles must be on the straight of grain so your outside edges are not on the bias. I am including a chart in the "Tips and Techniques" section of this newsletter, showing the size squares you need to cut for your setting and corner triangles to ensure that all outside edges of your quilt on are the straight of grain.

We are having a "garage sale" at our March meeting, so if you have some items you bought and now can't imagine why you paid money for them, sign up for a sale table and get rid of them. You can earn a little cash to go out and buy more "essential" quilt items or fabric! The tables will be rented on a first-come basis and we are limited to 15 or 16. The tables rent for \$10 each; you can share one with a friend if you wish. Please make sure that all items are quilt-related. A sign-up sheet will be available at the January meeting.

MEMBERSHIP NEWS

Welcome to new guild members, Jennifer Ryninger and Angie Keck, who joined Appleseed on December 6th. We had one guest and 88 guild members in attendance for the meeting. As a reminder, if you have not picked up your membership directory, see one of the membership team.

Door prizes were awarded to: Marmee Hartzell, Karen Wolfgram, Kathy Bogert, Carol Zanzinger, Karen Hankey and Marcia Brindel. Congratulations to all!

Sharon Edwards, Cindy Houser and Karen Wolfgram

MONTHLY MINI

The beautiful Rose of Sharon mini by Linda Johnson has found a home with lucky Lynn Bogardus. If it is too cold and snowy for you to go outside and make snowmen, you can enjoy them inside. All you need is a cup of hot chocolate and our January mini "Let It Snow, Let It Snow" donated by Anne Tinkel. This mini features a variable star surrounding five cute snow people and their snuggly winter clothes. Future minis will be provided by Linda Mulpagano (Feb), Donna Sievers (March), Janet Ditton (April), Cathie Phillips (May), and Jennifer Steward (June).

Jennifer Steward and Sue Rohling

DECEMBER MEETING MINI MINUTES

At 7:00 pm, the meeting was called to order by Janet Ditton , President.

Linda Mulpagano has tickets for kid's quilts that have been turned in. The drawing will be at the next meeting.

Beekeeper - Toni Smith announced our new bee will meet on January 10th at Fabric and Friends at 10 am.

Membership – The January retreat is full. Letters were passed out to those attending the retreat.

Quilt Show - Brenda Linkhart asked members to pick up raffle tickets. Marla Knepper said 12 members have already turned in prototypes of items to be sold in the boutique. Janet Ditton suggested that one of our guild members could speak (and do a Show and Tell) to promote our Quilt Show to women's groups in this area; if you know of a women's group that would be interested, contact Janet. If you'd like to do the speaking and/or the Show and Tell, contact Janet. Quilt Show flyers are available for distribution.

Programs - regarding the Gwen Marston program, thank you to Teresa Wade for securing the classroom, to Eunice Scully for hosting Gwen, and to Linda Mulpagano, Nancy Gipson, Gloria Hoevel, Janet Ditton, Jane

Wells, and Jenny Rekeweg for helping out with classes. January's program will be a Carol Vinnedge trunk show. In February, the Bluffton Ohio quilt shop will demo a new ruler, and in February there will also be a Rose of Sharon class taught by Linda Johnson. March is the garage sale. Janet Ditton will be teaching a paper-pieced tree skirt pattern by Brenda Henning in March or April.

Janet gave us a winter weather reminder that guild meetings will be cancelled if Fort Wayne Community Schools are closed.

Table Toppers were the evening's program and Show and Tell ended the meeting which adjourned at 9 pm.

Kerry Schomburg - Recording Secretary

DECEMBER BOARD MEETING

The board meeting convened at 6:30 pm.

Programs – Donna Sievers reported that programs are planned through June; September and October are also filled, but she would like suggestions for the other months. She would like to have programs planned through December 2012. Mary Ann Skinner commended Donna for planning ahead, since her term ends in June 2012. Flyers were received for St. Martin's Healthcare and were distributed to the board. They would like donations of 12½" blocks from our members, to be used in a philanthropy quilt on their behalf.

Philanthropy – Joan Olinghouse reported that three boxes and a bag were given to Julie Farrimond, to be distributed to needy children at FWCS.

Janet reported that she received a nice thank you from Turnstone for the quilt the Guild donated to them. They will sell it in a silent auction.

Kids Quilts – Linda Mulpagano and Bobbi Richards have 30-35 quilts so far; most have labels when they are turned in.

New Business – Mary Ann Skinner suggested that the future of the Block of the Month should be discussed before the Nominating Committee begins its work.

The meeting adjourned at 7:00 pm.

Karen Wolfgram

QUILT SHOW NEWS

I can't believe our Quilt Show is only 6 months away. I hope everyone has started your quilts that you want to have judged and hung in the show. I know several ladies already have their challenge quilts done.

Have each of you picked up your raffle tickets? We would like each member to sell at least 10 tickets. Once people see a picture of the quilt, the tickets are very easy to sell. Marcia and Kay will have a table at the meeting where you can either pick up tickets or turn in the money and stubs for tickets sold.

Quilt Show Brochures will be available at the January meeting, so be sure to pick up your copy. It will have all the show information regarding teachers, judging, and appraisal information. There will be extra brochures available if you would like one to share with your friends.

Brenda Linkhart and Bobbi Richards

Ladies, we hope you are considering entering one or more quilts in the 2012 AQG Show. You may enter a total of five quilts for judging, an additional three for hanging (that is a total of eight), plus a challenge quilt.

There is a \$10 fee for each judged quilt and no fee for "display only" quilts. Remember, quilts must have been completed in the last five (5) years and not previously displayed in an Appleseed Quilters Guild Show. **Please keep checking the AQG website for the entry form and other information!**

Categories:

Pieced (no larger than 108" on any side)

Wall Quilt (no larger than 60" on any side)

Applique' (no larger than 108" on any side)

Machine Embroidery (no larger than 108" on any side)

Mixed Technique (no larger than 108 on any side)

Youth (no larger than 108 on any side) **Challenge Quilt** (AQG members only)

Group (made by 3 or more individuals, no larger than 108" on any side)

Art Quilt (no larger than 108" on any side. Art Quilt should be an original design.)

Sue Rohling and Kathy Bogert - Entry Co-Chairs

PHILANTHROPY

Thank you to all who gave me their Philanthropy block, just a few of you will be giving me a block in January. I can not put it together until I get them all. I do have someone who will be quilting it for us. I still am taking suggestions for a charity to give the quilt to. Thank you all and a VERY MERRY CHRISTMAS OR HAPPY HOLIDAY TO ALL !!

Joanie Olinghouse

MYSTERY BLOCK



Hint: lights your way in the darkness

Answer can be found on page 6.

WANT TO SELL SOMETHING?

Put it in the Appleseed pages. You can advertise in this newsletter. The cost is:

1/8 page – 2 1/4"x3 1/2" - \$10 month

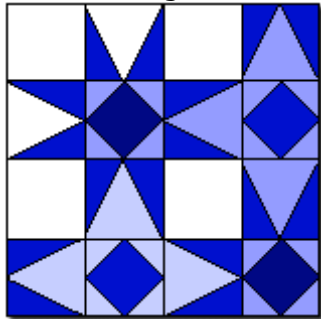
1/4 page – 3 1/2"x4 3/4" - \$15 month

1/2 page – 4 3/4"x7 1/2" - \$20 month

Yearly fees also available. Contact Cathie Phillips or Anne Tinkel.

BLOCK OF THE MONTH

Carol Zanzinger took home the blocks for December.



This month's block is Ebb Tide. Please piece this in dark and light blues with a light green background. This is another paper-pieced block. This requires only 1 copy of each template. This is a good block to use up scraps or fat quarters.


<http://www.quilterscache.com/E/EbbTideBlock.html>

Jan Johnson



Karon Sheehan		1/7
Teresa Wade	1/7	
Janet McClintock		1/10
Lynn Gerig	1/13	
Saundra Araki	1/14	
Jennifer Miller	1/15	
Lois Schwartz	1/16	
Judy Hampson	1/30	
Ginny Hoot	1/30	

NEW PRODUCTS



The "Turning Twenty Folks have done it again with their new book "Stained Glass and Scraps". It reminds me of tile or glass scraps. It's aimed at using up your fabric scraps.

Mystery Block answer is: candle.

TIPS and TECHNIQUES

When setting a quilt on point, it is important that the outside edges of the setting triangles are on the straight of grain. In order to do this, the corner triangles are cut once diagonally from corner to corner resulting in two triangles. The side-setting triangles are cut twice diagonally from corner to corner resulting in four triangles. This ensures that all your outside edges are on the straight of grain with minimum stretch.

Following the chart, find the finished size of your quilt block and reading across, cut the squares in the sizes shown.

Finished Block Size	Square For Corner Triangle	Square For Side Triangle
4"	3 3/4"	7 1/8"
6"	5 1/4"	10"
7"	5 7/8"	11 1/4"
8"	6 5/8"	12 5/8"
9"	7 1/4"	14"
10"	8"	15 1/2"
12"	9 3/8"	18 1/4"
14"	10 7/8"	21 1/4"
16"	12 1/4"	23 7/8"

Here is a different method of putting a quilt together: <http://www.quiltdesignnw.com/patterns-continuous-line-machine-applique-quilt.htm>

Lenore Crawford – quilt artist, pattern maker
<http://www.lenorecrawford.com/gallery.html>

Kaye Woods' free technique videos online. <http://www.youtube.com/user/kayewood?feature=mhee>

The achievements of an organization are a result of the combined effort of each individual.
 -Vincent Lombardi

Got a favorite tip or new product news that you would like to share with the group? Contact Anne Tinkel or Cathie Phillips.

Happy Quilting!



