

APPLESEEDS



APPLESEED QUILTERS GUILD
PO BOX 14084 FORT WAYNE, INDIANA 46852-0484
Visit our website at www.appleseedquiltersguild.com
Email us at appleseedquilters@yahoo.com

AUGUST 2009
VOLUME 17:3

AUGUST MEETING

Tuesday, August 4, 2009

Happy Hour 6:30pm; Meeting 7pm

Classic Cafe Event Center

4832 Hillegas Road

Program: Kids' Quilts Slide Show
& Guild Birthday Party

APPLESEED QUILTERS GUILD – THE NEW PLACE TO BE

All roads lead to Appleseed Quilters Guild for our regular monthly meeting on August 4, 2009, at the Classic Cafe Event Center, located at 4832 Hillegas Road in Fort Wayne. Our Guild has been experiencing growing pains for a few years. With the remodeling and expansion of the Red Cross building, Appleseed needed to find a larger venue to comfortably accommodate our meetings and classes. Although the guild will incur a rental fee for the facility, we will receive a larger meeting room with ample tables and chairs set up for us prior to our meetings, and several other amenities that should make Appleseed Quilters very comfortable in our new home. Appleseed is appreciative for the accommodations provided by the Red Cross for several years. We are looking forward to a bright and promising future in our new location. Classic Cafe has been very welcoming and assures us they can fill our needs.

From I-69: Take exit 109A, Goshen Road, to Coliseum Boulevard West. Proceed approximately .7 mile to the stop light at the intersection of Hillegas and Coliseum, turn right. Classic Cafe is about 1/4 mile ahead on the right side of the road.

From Coliseum Boulevard (West): Proceed west on Coliseum Boulevard to the stop light at the intersection of Hillegas and Coliseum, turn right. Classic Cafe is approximately 1/4 mile ahead on the right side of the road.

From Highway 33 and Highway 30 (Goshen Road): Turn west onto Coliseum Boulevard at the Goshen Road and Coliseum Boulevard intersection. Proceed approximately .7

mile to the stop light at the intersection of Hillegas and Coliseum, turn right. Classic Cafe is about 1/4 mile ahead on the right hand side of the road

From Highway 3/Lima Road: Turn west on Washington Center Road. At the intersection of Washington Center Road and Hugenard/Hillegas Roads, turn south/left. Classic Cafe will be on your left approximately .6 mile ahead.

Or use Mapquest at <http://www.mapquest.com/directions/> for the directions most convenient for you.

Please join us at 6:30 pm for our social half-hour and the regularly scheduled meeting starting at 7 pm. Don't miss our Birthday Celebration, pictures of the Kids' Quilts at Camp WWD, and the fantastic Show and Tell that we've all come to love at the Appleseed meetings.

All roads really do lead to Appleseed Quilters Guild. Why don't you invite a quilting friend to come along?

Teresa Wade and Eunice Scully, Search Committee

MEANDERINGS BY MICHELE

I'm heading out with my husband, Mark, in about two minutes to start our vacation by driving up to northern Wisconsin. We're going to miss Fort Wayne's festival this week, The Three Rivers Festival. This will be ancient history by the time you read this, so I hope YOU had a good time at the parade (if it quits storming in time), art in the park, and in the food alley of course.

What I like best about things like the festival is that it is our own local event. Another event I love is the Southside Farmer's Market. You can buy some fresh tomatoes that were grown in Markle, or snow peas and beets from another farmer. If the Southside Farmer's Market location on Warsaw Street isn't convenient to you, I know of at least four other markets in Fort Wayne alone. Check out Southside Farmer's Market at <http://www.localharvest.org/farmers-markets/M2103>



We have other "home-growns" you'll want on your list of summer to-do items:

The Quilt Gardens Tour is a unique garden experience right here in our Amish counties of the northern Indiana. It is a really unique garden tour. There are 16 official gardens on the tour that are planted with thousands of flowers inspired by a quilt block pattern.

Many of the gardens will be in full bloom in August. Take a drive and enjoy. See what they have to offer at <http://www.amishcountry.org/quiltgardens/>

I also like to think of our quilt shops as home-grown. They are family owned small businesses that rely on our patronage. They reward us with fabulous fabric treats and great services like ordering special glue that a quilting teacher recommends or a slippery pad to help with machine quilting.

Thank you to all of our great local quilt shops.
Let's go shopping!

Michele Williams, President

PROGRAM NOTES

We'll be having a great time at the August meeting. Come help us celebrate our birthday (one month early). Along with this, you'll be treated to a slide show of the quilt day at Camp Watcha-Wanna-Do and a visit by our camp contact who will talk about the camp. This is a chance to see what this is all about and spot your quilt!

The classes for Carol Taylor are almost filled, so if you haven't done so, you need to get signed up NOW!

Don't forget that coming up in October we have Maxine Rosenthal and Joy Pelzman from Timeless Threads. If you haven't checked out their website to see the exciting things they do with fabric, it's at www.timelessthreads.net We still have room in the Cubes, Hollow and Otherwise class. It is the feeling of dimension that turns a hexagon into a cube, an illusion. To achieve this dimension, the eye must believe that there is a light source. This light source must be consistent throughout to be believable so that the shading is the same for each cube. These cubes can be solid, hollow or opened in a variety of ways. They are also the same size as the OneBlockWonder (OBW) blocks, and so can be added to any OBW quilt. If you have unused OBW blocks, this would be a good way to put them to use.

See you there. Jan, Programs

MEMBERSHIP NEWS

We hope everyone got what they wanted at the fun Chinese Auction in July – some members were so lucky that they should have stopped for Lottery tickets on the way home, ha! There were 69 members at the meeting hoping to get their numbers pulled.

Welcome new member, Susan Hague, who joined us in July. And we had one guest, Cindy Houser.

80% of the membership has now renewed. Names of those who have renewed will be in the 2009-2010 Membership Directory, which is planned to be ready for distribution in August.

Thanks to all who graciously donated door prizes to keep us supplied through this next year.

Membership Committee
Sue Grossnickle, Georgianne Renella, & Ann Williams

HOSPITALITY COMMITTEE

Although the usual date for the Birthday Party is in September, be sure to join us as we celebrate Appleseed Quilters Guild's 16th birthday at the August meeting. Don't miss this chance to enjoy a goodie and to congratulate each other on a job well-done. See you there!

Debi Potts and Robin Plasterer, Hospitality



QUILTING BEES

All of the information for current Bees has been updated. If anyone is interested in joining a current Bee or forming a new Bee, please contact me. My phone number is in the Directory.

Linda Mulgapano, Bee Keeper

JULY MEETING MINI MINUTES

Vice President Eunice Scully opened with a short business meeting.

Dawn Shepherd reported she had already received a Kid's Quilt for Camp WWD. Jan Johnson reported Mary Ann Skinner's Pineapple class is full, but if there is enough interest, she will teach it again later. Janet Ditton reported we have contacted Edyta Sitar and Wendy Butler Burns to teach at the 2010 Quilt Show. Teresa Wade gave the Treasurer's report. Membership chairs Ann Williams and Georgianne Renella reported an attendance of 69 members, one guest and one new member. The Directory should go to the printer in about two weeks.

Door prizes were awarded to Joan Olinghouse, Debi Potts, Carolyn Isaacs, Jodi Gaerte and Shirley Anderson. The blocks of the month were taken home by Ann Williamson; Kat Waterson reminded everyone who had made blocks to keep their tickets for a final drawing next May.

Past President Joyce Goodman was presented with a beautiful quilt made by guild members. Linda Mulpagano introduced the members who had worked on the quilt and thanked them for their help. Show and Tell followed the business meeting.

Betsey Williamson introduced everyone who had helped with the Chinese Auction and thanked them for their help. Kudos to Betsey and her committee for a great job!

Donna Sievers

MONTHLY MINI


In August, we have a cute quilt donated by Carolyn Isaacs. There will be no Monthly Mini for September, as we are having a special speaker.

Please consider joining the fun by making a mini for 2010. If you are making a large quilt, use your scraps!

Carol Freeman, Monthly Mini Chairperson

LIBRARY NEWS

We have some new books for our library. Eunice Scully has donated QUILTED PLANET by Celia Eddy. It is a history of quilts from around the world. There are many beautiful pictures of older and newer quilts along with the stories behind them. If you have an interest in the history of textiles, this is the book for you.



Also, books were donated to AQG from the estate of Judy Hammer, who is quilting in heaven. These books are especially good for newer quilters or for someone wanting more information on a technique. Look for CREATIVE GUIDE TO COLOR & FABRIC, BEST ALL-TIME TIPS FOR QUILTERS, FLAWLESS HAND QUILTING, PERFECT PIECING, and SENSATIONAL SETS & BORDERS.

Just a Reminder - Please only take out one new book at a time for one month only. A total of two books may be checked out. The late fee is \$1.00 per book per month after the first month. Please place returned books in the Return Box.

Bobbi Richards and Gail Keuneke
Library Keepers

CHINESE AUCTION UPDATE

The Chinese Auction was a success, thanks to all the guild members sharing so generously of their various stashes.

Some people deserve extra recognition for their Herculean efforts: Marla Knepper, Jayne Reff, Brenda Linkhart, Pat Adams, and Kathy Doran. These are the special ladies who spent hours sorting through literally piles of material, patterns, books, and assorted quilting treasures in order to create the wonderful bundles upon which their fellow guild members bid. Their "behind the scenes" work and heavy lifting made the Chinese Auction possible.

Additionally, Janet Ditton's Ticket and Sales Group did a wonderful job! Kudos go out to Donna Seivers, and Linda Mulpagano, as well as Chairperson, Janet. Joan Olinghouse and the Setup Ladies for the meeting also pitched in to help us organize the 138 bundles on the tables. Their help was and is much appreciated.

The Chinese Auction was a real team effort on the part of our wonderful members who stepped out and really made it happen.

Thank you all, and especially to Marla, Jayne, Brenda, Pat, and Kathy. You ladies made this a lot of fun!

Betsey Williamson

KIDS' QUILTS

Three quilts for next year's camp have already been donated! The theme for next year will be announced soon. Thanks to all who donated to Camp Watcha- Wanna-Do this year!

BLOCK OF THE MONTH

August- Lesson #2: Tints, the Fragile Hues of Spring

Our block this month is "Ocean Waves Variation." The tints of the blues and greens color palette we are using reminds me of the days when I lived in Virginia Beach, VA, and spent many a Saturday laying out on the sand watching the people playing at the shoreline. I hope, like me, you are refreshed by the color scheme this month as it tends to make us feel cool in the heat of the summer. That is why so often you will see lakeside cottages and seaside getaways painted in light airy tints.

The tint scale of a pure color appears gauzy and soft, with a hint of clean freshness. Tints are created by combining a pure color with white and are always lighter than their pure color. I would like to encourage you to stay with the tints of one or two of the pure blues or greens for your block this month, but I will understand if you get caught in the wave of color tints available in the greens, turquoise, blues, etc.

If you have the "Color Tool" that shows you the tints of this month's colors, I encourage you to carry that with you to the material store when purchasing your fabric. Our eyes do not have the ability to distinguish very subtle color changes, and you will be surprised when you go to select your fabric how close tints of another pure color can be to each other. The tints are not as brilliant as the pure colors, they are what many of us call "background" colors and tend to make our more vibrant color choices surge forward. Since we will be creating our block this month from only **tints** of blues and greens of the color wheel, this should be a very pretty "Summer" block. Use both a tint close to the pure scale as well as one that is near to white...the effect is more dramatic.

Also, I wanted to let those of you who are getting ahead on your BOM that the block color for the November "Cat and Mice" block will be using high and low values of shades, tints, and tones of purples and yellow greens. I believe the Block of the Month booklet that everyone received at the June meeting only listed purple as the color of choice, but the lesson you can find on the website had both colors. This may have been a little confusing. I hope you have fun making the August block, it is easy and fun and really coooooo!!!! Happy Piecing!

-Kat Waterson, BOM Chairperson



CLASS ACTS

Call or web-check shops for details.

[A Quilt of Many Colors 627-2907](#)

Check website for class schedule at

<http://www.quiltofmanycolors.com/>

Pieced Together Quilt Shop 486-4217

Check website for class schedule at

www.ptquilts.com

Edwards Sewing Center 486-3003

Country Creations 547-4535

Email at <fabrics2@onlyinternet.net>

Challenge for "Life is Like a Box of Chocolates"

September 12, 2009, 8am -6pm

"Create a small or miniature quilted item using the **free** "box of chocolates" fabric block picked up at Country Creations. Bring your finished item to Country Creations during regular hours before Sep. 12th to be displayed for viewers' choice votes (by number).

Prizes will be awarded for the top five places.

The Creative Stitch Quilt Shop 982-1080

8/15 9am-4pm. Gathering of Quilters at Bluffton Country Club. Preregister with COS for the "Argyle Socks" class featuring a pattern designed by Monique Dillard.

8/16 11am - ?? Gathering of Quilters at Bluffton Country Club. Lunch, door prizes, shopping, and a trunk show by Monique Dillard.

8/18 6:30pm. Tea Time Quilt. Sample is hanging in shop. Meets 3rd Tuesday of month Aug – Nov. Cost \$35/month 90x90 quilt or \$25/month 72x72 quilt. Fee includes kit and "tea and fun stuff" at the meetings.

AREA QUILT SHOWS

August 6th, 1pm-7pm

August 7th & 8th, 10am-7pm

2nd Annual Essenhous Quilt Show

Admission \$3.00

Essenhous, 240 U.S. 20

Middlebury, IN

See their FREE 30-minute workshop schedule at

www.essenhaus.com/images/Essenhous_QuiltShowFly

August 7th & 8th

Wheels of Yesteryear Creative Quilters Quilt Show

4H Park, Bluffton, IN

260-824-9502

August 27th & 28th, 10am-8pm

August 29th, 10am-4pm

Stitch n Chatter Quilt Show

Admission is free!!

Arts Place

131 E. Walnut St., Portland, IN

This last one is not exactly in the “area,” but may well be worth the trip. Over 400 quilts will be on display, with many other fun things to do/see.

August 8th, 10 a.m. to 5 p.m.

Ohio Outdoor Quilt Festival

Admission \$5.00

Bonnie Brae Farm Tours, Ltd.

27717 Quarry Road, Wellington, Ohio 44090

www.ohiooutdoorquilt.com/

AUGUST EVENTS

8/4 Appleseed Quilters Guild Meeting

Classic Cafe Event Center

4832 Hillegas Road; 6:30pm

No set-up committee is required for the set-up committee for the August meeting.

8/11 Appleseed Quilters Guild Board Meeting, **Georgetown Library; 6:30pm**



HAPPY BIRTHDAY!

8/3 Nancy Hartzell

8/5 Becky Stroup

8/9 Marcia Brindel

8/11 Carol Vinnedge

8/16 Chris Kinderman

8/19 Susan Niehaus

8/22 Diane Lammert

8/26 Rita Gallegos

8/31 Donna Belcher

THANK YOU TO ALL

I want to thank each and every member of the Appleseed Quilt Guild for the lovely quilt presented to me at the July meeting. It was an honor to be your guild president for the 2008/2009 guild year; it was a really great year. I'm sure you all know that I am moving to Pennsylvania and I will think of you every time I look at my beautiful quilt (it will also be a great Show and Tell at the new guild when I go!). It is hard to leave the guild and my fellow quilting sisters; I have made many friends among you and hope to be able to visit (I will have to come through Fort Wayne to visit those grandbabies in Rockford, IL). Thank you all for your friendship!

Joyce Goodman

NEWSLETTER NOTES

As I was going through the newsletter notebook Brenda passed on to me, I came across survey results about what members would like to see in their newsletter. Many respondents requested tips, techniques, mini lessons, and new product reviews.

The Board would like to invite members who have information on these topics to share to submit brief articles. Newsletter articles are due to me by the 2nd Friday of each month. You may send your article as part of your email or as a Word document attachment. My email address is in the Directory.

Susan Jarvis, Newsletter

FOR SALE

Call Fran Foskey of Fort Wayne, Indiana at 260-637-8062.

Handiquilter II Quilting Frame.

Purchased 04/08 for \$574, now \$460.

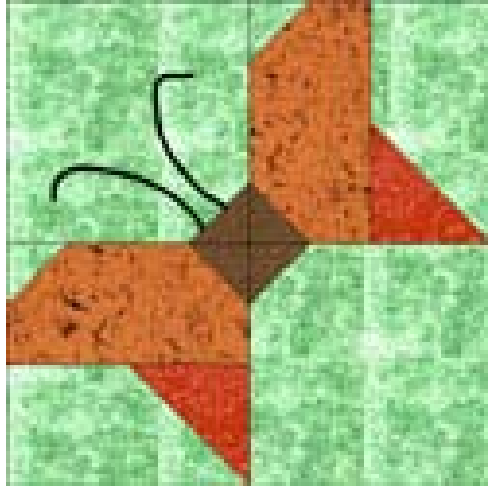
Quilt Easy III with handles quilting frame. Purchased 06/04 for \$498, now \$400.

Janome 1600DB with quilting foot. Purchased 2004 for \$530, now \$475.

If you purchase any of the frames/machines, and you are local, I will set it up for you and give you a free lesson.

MYSTERY BLOCK CHALLENGE

What is the name of this month's Mystery Block?



Ok. I know it's not much of a challenge, but, having just returned from a visit to Massachusetts, including a trip to Magic Wings, a butterfly conservatory in Deerfield, MA, I could not resist.