

APPLESEEDS

Monthly Newsletter
NOVEMBER, 2024 Volume 34, Issue 3



NOVEMBER MEETING

The Member Meeting is
TUESDAY, NOVEMBER 5, 2024
Mizpah Shrine Center
1015 Memorial Way, Fort Wayne,
IN 46805
6:00PM Apple Orchard
6:30PM Social Time
7:00PM Meeting and Program

IN THIS ISSUE

PRESIDENT'S LETTER	2
PROGRAMS	3
GUILD CHALLENGE	4
MEMBERSHIP	4
OUTREACH/EDUCATION	5
BOM PATTERN	6&7
PHILANTHROPY	8
MONTHLY MINI	9
RAISE RIGHT	9
AQS CHALLENGE	10
SHRINERS QUILTS	10
QUILT FEST	11
OFFICERS AND COMMITTEE CHAIRS	12
NON-BOARD POSITIONS	13
GENERAL GUILD INFO	14

BOARD MEETING

Tuesday, NOVEMBER 12, 2024
Alan McMahan Meeting Room
Allen County Public Library
Main
6:00pm to 8:00pm

CANCELLATIONS

Guild meetings are cancelled for inclement weather when Ft Wayne community Schools closes for in-school classes (e-learning days) on our meeting date. Also check local news stations and our website for meeting cancellations



NEW FEATURE

QUICK REFERENCE DATES:

Workshops: Nov. 5 and 6, 2024
Shriners Quilts Due: Dec 3, 2024
Valentine Challenge due: Jan 7, 2025
Quilt Retreat: Mar. 13 - 16, 2025
Quilt Fest: Sept. 26-27, 2025

FROM THE PRESIDENT

Last Saturday, October 12, I attended the Fall Festival and had a great time! The day consisted of several workshops taught by skilled AQG members who shared their techniques and expertise with class participants. The event included a tasty lunch, wonderful door prizes available to be won, and lots of time to work on class projects. Prior to going home we gathered together and enjoyed sharing the progress we made and the concepts of each class. The only negative for me was that I had to choose only 1 class and couldn't take all of them! I commend Sybil Magrill and her committee, who did a marvelous job organizing and managing the day, and I look forward to participating in this event next year.

November 5th is our next guild meeting, and it is going to be a busy day. Claudia Squio, of Colorway Arts, is presenting the program and a class that afternoon on Cartonnage - a technique using fabrics and glue to cover a rotating box designed to hold items of your choosing. The November meeting is also the final UFO reveal, so remember to bring your projects for show-and-tell to qualify for the reward drawing. And finally, November 5th is also election day, so if you haven't already voted, please make time to do so before the start of our AQG meeting that evening.

Patty Davis, President

POSTAL CORESPONDENT

Our guild is blessed to have a dedicated volunteer who spreads kindness and support through thoughtful cards and notes. Meet Linda Mulpagano—our guild's very own "Card Angel". Linda lovingly sends out cards of encouragement, well wishes, and sympathy to our fellow members in times of joy or need.

Often, we learn about life events like births, anniversaries, illnesses, or losses during guild bees or meetings. Linda is always ready to step in and offer a heartfelt message on behalf of all of us.

If you hear of something that warrants a card or note, please let Linda know. Just drop her a quick email at postalservices@appleseedquiltersguild.com, and she'll take care of the rest.

Let's help Linda continue to spread love and support throughout our guild by keeping her informed about the moments that matter to us all. Thank you for being part of our caring community.

Guild Meeting: Tuesday, November 5

Claudia Squio from Grand Haven, Michigan, will be our guest speaker and vendor for the evening. She will introduce us to her cartonnage projects in which we can use our beautiful fat quarters and/or scraps to make hardboard items. If you go to her website (ColorwayArts.com) you will see many examples of her craft. She will also be teaching TWO workshops. See below for details.

WORKSHOP 1: Tuesday, Nov 5, 2024

Time: 1pm to 4pm

Location: Mizpah Shrine Center

Claudia Squio is teaching her cartonnage technique. All of the tools will be provided along with a kit for making a lazy susan box with a handle. The box is divided into 4 sections with fabric on the inside and out. The cost of the class is \$70 payable to the guild (cash or check). This includes the kit to use with your fabric. Check out a sample of this versatile workshop project at the Programs table at the guild meeting. Photos below.

WORKSHOP 2: Wednesday, Nov 6, 2024

Time: 9am to Noon

Location: Mizpah Shrine Center

This is a repeat of the class with Claudia described above



Guild Christmas Party: Tuesday, December 3

Our meeting is all about socializing and having fun! Bring a dessert to share and be prepared for some fun games. There will be no free table, Show-n-tell or other tables at this meeting but we will be having our Shriners quilts on parade. Bring your Shriners quilts!

Programs for 2025

The programs committee is busy planning workshops, lectures and guild events for 2025. Stay tuned for more information. If you have a suggestion for a workshop or lecture, please email programs@appleseedquiltersguild.com. We welcome your suggestions!

GUILD CHALLENGES

Think Outside the (Color) Box Challenge

Thanks to everyone who participated in the Think Outside the (Color) Box Challenge! The Color Challenge show n' tell at the October Guild Meeting was inspirational and I hope you went away with as many great ideas as I did!

If your project was not completed in time for the guild meeting, we still want to see it at a future show n' tell session!

New Guild Challenge

Quilt Valentine Postcard Exchange- due: JAN. 7TH

The next challenge is a Quilt Valentine Postcard exchange with the LeTort Quilters of Carlisle, PA. We will be making 100 quilt postcards to be sent to the PA guild in January, 2025, and they, in turn, will send us their postcards.

How to participate:

- pick up blank postcards at the guild challenges table at guild meetings
- create a small quilt and attach it to a postcard
- you are encouraged to write something on the blank side of the card
- you can attach beads, buttons and other bulky things because they will all be carefully packaged together and shipped in a box.
- Tammy Miller will be demonstrating ways to finish the "mini" quilts and how to attach them to the postcards at the APPLE ORCHARD presentation before the Nov. guild meeting at 6:00 pm.
- turn in your postcards any time to Tammy Miller, but they are due NO LATER than JAN. 7TH.

Tammy Miller,
Quilt Challenge Coordinator

MEMBERSHIP

We begin our 2024-25 year with over 100 members!

We enjoyed the camaraderie of 84 members, two guests, and two new members at our October meeting. We welcome Sandi Brothers and Stephanie Oetting to our Guild. Melinda Coy is working on getting our new Directory updated and printed.

Be sure to pick up your new Guild membership card. Quilt stores will often give a discount if you are a member of a guild.

Linda Wojewuczki,
Membership

EDUCATION AND OUTREACH

Hello my Quilting Friends!

Fall Festival was a great success. We had a wonderful day of learning and fellowship. Lots of opportunities to chat and make friends. If you get a chance, go over to the Appleseed Quilters Guild Facebook page and check out the pictures from the event. I want to send a big thank you to Traxler Insurance and Relaxations Med Spa for sponsoring this event, as well as my awesome volunteers.

This month at the **Orchard technique table** Tammy Miller will be teaching everyone how to make the post cards we are doing as a challenge this quarter. As always, if you have a technique or idea for a class you would like to see, please come see me and we can get it on the schedule.

This month we will be turning in our last **UFO** for this year and drawing a winner for the cash prize. We will be doing this program again next year. So, start thinking about what you will put on your list for next year. The lists and \$5 entry fee will be due at the January meeting.


The **BOM** for November is "Pink Ribbon". The pattern can be found on pages 6 and 7.

Thank you for all your enthusiasm and participation. You make these programs fun and successful!

Sybil Magrill
education@appleseedquiltersguild.com



PINK RIBBON



[Pink Ribbon \(quilterscache.com\)](http://quilterscache.com)



stack the Color 1 and Color 2 - 2-1/2" squares right sides together and edges aligned. Mark the 2-1/2" square lines. On the back of the background square lightly mark the diagonals. Now sew 1/4" above and below the marked diagonals. Cut apart ON the marked diagonals. This will give you twelve half square triangles. Press seam allowances towards the darker fabrics. Trim to 2".



Sew two Color 2 half square triangles together in the same manner. Trim to 2 inches. This is done to continue the visual line of the slanted line of the uppermost ribbon layer ...



In a scant 1/4" seam, sew the Color 1 and Color 3 - 1-1/4" x 3-1/2" strips right sides together along one long edge. Press seam allowance towards the darker fabric...



Sew a Color 1/Color 2 half square to each end of the above unit, pressing seam allowances towards the center. This makes Ribbon Row 1.



Sew a Color 2 2" square to either end of the Color 1 - 2" x 3-1/2" rectangle, pressing seams towards the outer squares. This makes Row 2...



Sew a Color 2 square to a Color 1/Color 2 half square. Add another Color 1/Color 2 half square, and then add another Color 2 square. Alternate pressing directions with each addition. This makes Row 3 ...



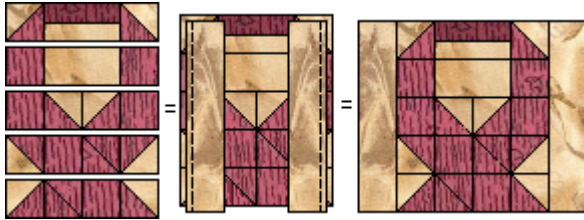
For Row 4, sew a Color 1/Color 2 half square to a Color 2 square. Add the Color 2/Color 2 half square, then add another Color 1/Color 2 half square.



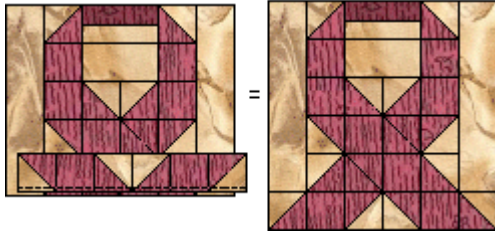
Sew a Color 1/Color 2 half square to the Color 2/Color 2 half square. Add a Color 2 square, then add another Color 1/Color 2 half square. Alternate pressing directions with each addition so that they will be just the opposite of the row above. This makes Row 5 ...



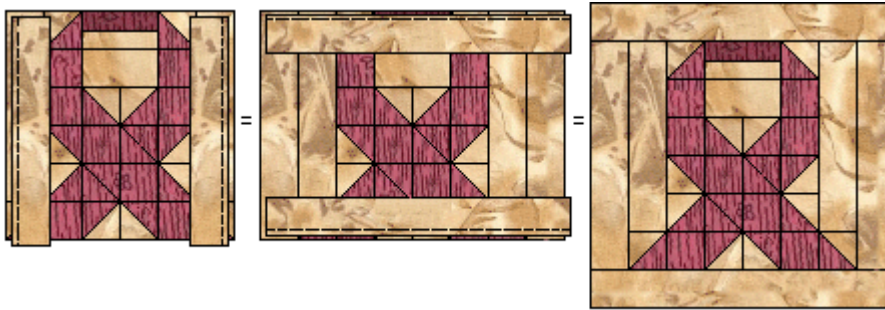
For the last row of the ribbon, sew a Color 1/Color 2 half square to a Color 2 square. Add another Color 1/Color 2 half square, then another. Now add another Color 2 square, and then add another Color 1/Color 2 half square. Alternate pressing directions with each addition so that they will be just the opposite of the row above. This makes Row 6 ...



Sew the first five ribbon rows together, using as always a SCANT 1/4" seam, as shown at left. Then add a Color 1 - 2" x 8" to the right and left sides of this...



Sew the sixth ribbon row to the bottom of the unit we just made. This should measure 9 1/2 inches.



Now sew a Color 1 - 2" x 9-1/2" strip to either side. Then add a Color 1 - 2" x 12-1/2" strip to the top and bottom, and that's it!

**** Supplies List ****



Color 1



Color 2



Color 3

Color 1(Background) Off White/Cream

Two 2" x 12.5" strip AND

Two 2" x 8" strip AND

One 1-1/4" x 3-1/2" strip AND

Two 2" x 9.5" strip AND

One 2" x 3-1/2" strip AND

Six 2-1/2" Squares

Color 2 (Ribbon) Breast Cancer Pink

Eight 2" squares AND

Eight 2-1/2" squares AND

Color 3 (Ribbon Shadow) Slightly darker pink

One 1-1/4" x 3-1/2" strip

PHILANTHROPY

Touch Quilts

8

We will have kits for making touch quilts available at the November meeting. Your help in taking these home and bringing back completed items to the November meeting would be greatly appreciated. We have been asked to donate 20-30 of these touch quilts for use by their residents at Ossian Rehab Health Center.

PHILANTHROPY

Camp Watcha Wanna Do 2025

We had such wonderful quilts given to campers this past June and want to let you know about next year's event! Quilts will be chosen by campers on Sunday, June 1, 2025. The theme they have chosen is "Medieval".

Creative quilts may use this theme or other designs that you think children between ages 8 and 18 would like. So now is the time to begin thinking about designs, fabrics, etc., for next year.

I am looking for a special volunteer to help me transport quilts on the day of the event, as well as store 50 - 60 of them during collection. You would only need to store 50-60 quilts that can fit in most car trunks. Then on the day of the event, you would help prepare the porch rails and display areas for the quilts. A sign-up for volunteers to help hang quilts will be posted next spring.

New Appleseed Quilt Guild labels are available to pick up at the Philanthropy table. The new labels have a fusible backing and may be ironed on to the backs of kids quilts or touch quilts. Instructions are provided for you to know how to apply the labels. They are as follows:

- **Use the "Cotton" setting on your iron.**
- **Do not use steam.**
- **Use baking parchment paper.**
- **Press for 15 - 20 seconds.**
- **Wait for 2 minutes before removing parchment paper.**

Easy steps to follow:

Make sure the fabric that the label is being attached to is heat tolerant.

Place label onto fabric, cover with parchment and press for 15-20 seconds.

Wait for 2 minutes and then remove parchment.

To provide longevity of the label, wash item in cold water, do not tumble dry, do not dry clean.

More info is available at https://www.dutchlabelshop.com/en_us/faq/iron-on-instructions/

Labels may be hand or machine sewn on quilt back if preferred.

Margaret Dannenfelser

RAISERIGHT

You may not be thinking of Christmas right now, but did you know there are LESS THAN 60 days to Christmas Day? That's right! It will be here before you know it. If you give gift cards for a present, it is not too early to purchase them through our RaiseRight fundraising program. You may purchase E-gift cards that you email to the recipient or physical cards that you can give or send. It is so easy, and the guild will receive a percentage back for each purchase. Stop by my table at the October meeting to learn more.

Susan Benesh
raiseright@appleseedquiltersguild.com



MONTHLY MINI

Happy Halloween to all Appleseeders,

I am hoping for some tricks this holiday, too many treats are bad for my sugar and stomach! We raised \$46 in September and \$47 in October.

This month we have a two-fer. One item is a table topper in fall colors by Trudy Watkins. The second item is from Maragret Dannenfelser who donated a set of handmade napkin holders. They have a lot of detail in them and are ready for Thanksgiving. They were made by her husband.

This is the last Monthly Mini drawing for the year so that means the Second Chance drawing will be in December. If you have any items to donate to the Second Chance drawing, please bring them to the Monthly Mini table at the November meeting. All non winning tickets from the last year are eligible to be drawn for the second chance drawing. Good Luck!

So, as always, come on by and drop a dollar or two, or just stop and say hi.

Michael Voiles
Nancy Compton

DONATION QUILTS FOR SHRINERS

10

JUST A REMINDER ABOUT OUR SHRINERS QUILTS

One-Time Donation

This year, we have committed to a one-time donation of quilts to The Fort Wayne Mizpah Shriners. The Shriners have been approached by the Linus Project and may partner with them in the future, but for now, our focus is on providing a special gift from our guild at our December guild meeting.

Quilts for Comfort and Security

Each quilt we donate will be given to a child to use during their trips, either alone or with their guardian. The quilt will be their personal possession to keep them warm and comfortable during their travels. To make it even more convenient, a bag to carry the quilt in would be an excellent addition.

Size Specifications

For practical reasons, the quilts should be lap-sized, suitable for use in a vehicle. Larger quilts could become cumbersome, so we recommend keeping them to a manageable size for the children.

Our Goal

We aim to present at least 25 quilts at our December meeting. If you are unable to attend, please feel free to drop off your quilt at the Programs Table ahead of time. This ensures we can gather all the donations and have them ready for the children who need them.

AQS ULTIMATE GUILD CHALLENGE

The Art Bee has plans to participate in the 2025 AQS Ultimate Guild Challenge. The American Quilter's Society (AQS) requires a guild's entry to consist of exactly 8 quilts, and our theme for this year is "Bridges." Each quilt will feature a bridge as its central focus, with the dimensions set at 45" wide by 32" long. The deadline for completing the entry is mid March, 2025. If accepted by AQS the quilts will be displayed at the Grand Rapids show on August, 20-23, 2025.

The Art Bee has a history of participating in this challenge, but we don't want to overlook any interested members! If you're intrigued by this project and would like to contribute your work, please reach out to Linda Johnson at lindajohnson07@frontier.com for more details. Let's make this year's entry a beautiful collaboration of our guild's talent!



We have most of the key leaders in place for the quilt show and we have been busy working on the details! However we still have 2 positions that need to be filled. Check out the position descriptions below and see if this is the way you would like to help.

● Signs

- ☐ Work with all of the chairs to determine what signs are needed for the show
- ☐ Most of the work is done the last few months prior to the show and can be done via email.
- ☐ Make sure any new signs are printed prior to the show.
- ☐ Make sure the signs are in place prior to the start of the show.

● ShowBook

- ☐ Edit last show book to update for current show
- ☐ Most of the work is the last month prior to the show
- ☐ Need to be able to use Publisher or Canva

The next meeting is Thursday, November 14th at the Dupont Library from 6 pm to 8 pm.



EXECUTIVE BOARD

PRESIDENT

PATTY DAVIS

president@appleseedquiltersguild.com

VICE PRESIDENT

LAURA JACKSON

vicepresident@appleseedquiltersguild.com

TREASURER

MARLENE SLOAT

treasurer@appleseedquiltersguild.com

RECORDING SECRETARY

LYNN GERIG

secretary@appleseedquiltersguild.com

ADVISOR

GEORGI SCHNEIDER

advisor@appleseedquiltersguild.com

PARLIAMENTARIAN

BEV GUNN

parliamentarian@appleseedquiltersguild.com

BOARD MEMBERS STANDING COMMITTEES

COMMUNICATIONS

MICKIE HEATH

communications@appleseedquiltersguild.com

GUILD SERVICES

TAMMY MILLER

guildservices@appleseedquiltersguild.com

MEMBERSHIP

LINDA WOJEWUCZKI

membership@appleseedquiltersguild.com

PHILANTHROPY

JO SCOROF

philanthropy@appleseedquiltersguild.com

TECHNOLOGY

BILL SCHNEIDER

technology@appleseedquiltersguild.com

PROGRAMS

JEAN KASTE

programs@appleseedquiltersguild.com

QUILT SHOW

SUE TRAXLER

fwqfchair@appleseedquiltersguild.com

EDUCATION/OUTREACH

SYBIL MAGRILL

education@appleseedquiltersguild.com

NEWSLETTER EDITOR
LAURAJACKSON
newsletter@appleseedquiltersguild.com

DIGITAL COORESPONDENT
MICKIE HEATH
info@appleseedquiltersguild.com

POSTAL CORESPONDENT
LINDA MULPAGANO
postalservices@appleseedquiltersguild.com

SOCIAL MEDIA
KIM KASTE
socialmedia@appleseedquiltersguild.com

PUBLICICIY
GEORGI SCHNEIDER

ATTENDANCE
LINDA WOJEWUCZKI, BECKY BENNET, CAROLYN
PAVELEC, GINNY HOOT
membership@appleseedquiltersguild.com

GREETER
GEORGI SCHNEIDER
membership@appleseedquiltersguild.com

DIRECTORY
MELINDA COY
directory@appleseedquiltersguild.com

HOSPITALITY/DOOR PRIZES
LINDA WOJEWUCZKI
membership@appleseedquiltersguild.com

WEBMASTER
BILL SCHNEIDER
webmaster@appleseedquiltersguild.com

TECHNOLOGY SUPPORT
PAM OWENS
support@appleseedquiltersguild.com

BEEKEEPER
JOAN LANDIN
beekeeper@appleseedquiltersguild.com

MONTHLY MINI
MIKE VOILES and NANCY COMPTON
monthlymini@appleseedquiltersguild.com

CHALLENGE COORDINATOR
TAMMY MILLER
challenge@appleseedquiltersguild.com

ACCUQUILT COORDINATOR
SYBIL MAGRILL, KIM KASTE
library@appleseedquiltersguild.com

GUILD RETREAT
GEORGI SCHNEIDER

TOUCH QUILTS
MARVENE KELTY

DOG BEDS
ANNE TINKEL

KIDS QUILTS
MARGARET DANNENFELSER

PROGRAMS COMMITTEE
JEAN KASTE, JENNIFER HOPE,
NANCY GEILING, AND ANGIE KECK
programs@appleseedquiltersguild.com

SEEDLINGS
NANCY TIPPMANN

APPLE ORCHARD
VACANT

RAISE RIGHT SCRIP
SUSAN BENESH
raiseright@appleseedquiltersguild.com

GENERAL GUILD INFORMATION

- Please sign in when you arrive at the monthly guild meeting!
- Our membership year begins October 1st annually with your membership card good through September 31st of the following year. Dues are \$30 per year; if a non-member joins between April 1st and September 31st, dues are reduced by 50%.
- Checks for dues can be mailed to: Appleseed Quilters Guild – PO BOX 10484 – Fort Wayne, IN 46852-0484
- ADVERTISEMENTS TO SELL ITEMS IN THE NEWSLETTER are to be sent to the Newsletter Editor at newsletter@appleseedquiltersguild.com or mailed to: PO Box 10484, Fort Wayne, IN 46852-0484. The cost for any size ad is \$10 for a one-month listing. The cost is currently waived for members. A check payment should be made out to AQG, and mailed to AQG, PO Box 10484, Ft Wayne, IN 46852-0484 by the third Tuesday of the month to appear in the next newsletter. The size of the ad is at the discretion of the editor.
- Website: www.appleseedquiltersguild.com



MAIL US AT:
PO BOX 10484 FORT WAYNE, IN
46852-0484
Visit our website at:
www.appleseedquiltersguild.com
Email us at:
INFO@APPLESEEDQUILTERSGUILD.COM

Information published in the Appleseed Guild Newsletter will comply with the latest guidelines offered by the HIPAA Privacy Rule. Primarily information published will be based on the individual's written authorization of information published.