

APPLESEEDS

Monthly Newsletter
July, 2024 Volume 33, Issue 7



JULY MEETING

**The Member Meeting is
Tuesday, July 2, 2024**

**Mizpah Shrine Center
1015 Memorial Way, Fort Wayne,
IN 46805
6:00PM Apple Orchard
6:30PM Social Time
7:00PM Meeting and Program**

IN THIS ISSUE

PRESIDENT'S LETTER	2
NOMINATING COMMITTEE	2
PROGRAMS	3
MEMBERSHIP	3
RAISE RIGHT	4
MONTHLY MINI	4
GUILD CHALLENGE	5
KIDS QUILTS	6
DOG BEDS	7
OUTREACH/EDUCATION	7
BOM PATTERN	8 - 10
QUILT FEST 2025	11
FOR SALE	11
NEARBY QUILT EVENTS	12
OFFICERS AND COMMITTEE CHAIRS	13
NON-BOARD POSITIONS	14
GENERAL GUILD INFO	15

BOARD MEETING

**Tuesday, July 9, 2024
Globe Meeting Room
Allen County Public Library
Main
6:00pm to 8:00pm**

CANCELLATIONS

Guild meetings are cancelled for inclement weather when Ft Wayne community Schools closes for in-school classes (e-learning days) on our meeting date. Also check local news stations and our website for meeting cancellations

PRESIDENT'S LETTER

GUILD RETREAT NEWS

To all our Guild members, you should have received your invite & registration form in your email recently regarding our "The Re-establishing Our Very Own Retreat" event. It's exciting to know that our retreat will be here in August! Sharing dedicated quilting time in a creative atmosphere with other members will be fun. We are all so friendly that we will develop deeper connections that enhance the creative environment. We will return with new quilted accomplishments feeling refreshed and reinvigorated. We'll also feel heightened creativity and inspiration that will carry into our Guild's future environment. I am very excited about that future! Besides the many new things happening in our Guild recently, we'll add future retreats to our list of Guild benefits. Our Guild offers inspiration, a creative environment, support, and camaraderie right now and the enhanced atmosphere will be carried on into our Guild's bright future!

Check your emails and register! I'm excited and look forward to getting to know many of you better, finishing projects, and having fun.

Wow, I'm packing up my projects already!

Georgi

NOMINATING COMMITTEE NOTICE

The Executive Board Election will be held during the September meeting. The Nominating Committee has been formed in accordance with the instructions laid out in the By-Laws. The following members have been selected to form the committee and conduct the election.

Paula Adams

Sybil Magrill

Nancy Tippman

PROGRAMS

3

Tuesday, July 2

This month we welcome Mary Miller, representative of Riley Blake Designs.

Riley Blake Designs is a family-owned fabric manufacturer based in Utah. The family has years of experience in the fabric world and is one of the leading fabric manufacturers in the quilting and sewing industries.

Tuesday, August 6

Lynn Girard, owner of the Cork Emporium in Nappanee, Indiana, will be our speaker. She will talk about her knowledge of cork fabric and also be vending. <https://www.thecorkemporium.com>

Workshop, Tuesday, August 6, 9am to 3pm

There are only a few spots left for the full-day workshop making a cork crossbody purse. Supplies and class are \$65. Pick out your supply kit at the programs table in July. Lynn will be teaching the class



MEMBERSHIP

We are happy to have Vickie Sitz as a returning member. She was one of 75 members at our June meeting.

Our current membership year is from 9/30/23 - 10/1/24 and the cost is \$30. Melinda Coy will be available at our July, August, and September meetings to take/retake your photo for the directory.

DON'T WAIT TO RENEW YOUR MEMBERSHIP because our Fall Festival (10/12/24) is for members only and has a limited number of offerings. Renew your membership in July or August so you will be all set to register for our Fall Festival. Renewing your membership before the September meeting (when registration for the Festival will begin) will make it easier for you to register for the Fall Festival. The October meeting will be the last opportunity to register for the Fall Festival, if any available spaces remain.

RAISE RIGHT FUNDS FOR OUR GUILD

Two more members signed up for the Raise Right gift card program after the June meeting. This gift card fundraising program is an easy way to add money to the guild finances! This is how it works. You buy E-gift cards or physical cards and use them for purchases instead of cash, check or debit/credit cards. The guild receives a percentage back which differs from company to company with an average of around 10%. Stop by my table at the July meeting to learn more about the program and sign up.

Susan Benesh



MONYHLY MINI



Hello fellow Appleseders,
Yeah summer is here! We created a \$64(yes my \$2 was in there also) amount last month. Thank you for your support. It was really great with the donations during break. And with that we are having a Christmas in July raffle. We have a 3 piece metallic holiday set for the offering, and it is beautiful. A fussy cut table topper, table runner, and a candle or vase base. The lights will dance across this offering. So come on by and drop a dollar or two, or just stop and just say hi.

Sincerely,
Michael Voiles
Nancy Compton

THINK OUTSIDE THE BOX

COLOR CHALLENGE

Challenge yourself to look at colors differently and add new color combinations to your repertoire!

Here's how it works:

1. **Pick a color card.** (One person per card, but you may do more than one card) *
 - a. Does the card bring joy?
 - b. Will the card challenge you?
2. **Sign your name and the color card number on the sign-up sheet.**
3. **Snap a photo with flash of both the front and back of the card.**
4. **Return the card to the box.**
5. **Make anything you want using only the colors from your card.**
 - a. Example: any pattern, big, small, art quilt, wall hanging, etc
 - b. You must use all the colors on your card.
 - c. You can use lighter/darker colors of those on your card.
 - d. You cannot add a color that is not on your card.
6. **Challenge projects will be due and shown at the October Guild Meeting.**
7. **To qualify for prizes, the project must be completed. If you are making a quilt, at least the quilt top must be completed.**
8. **Our October Guild Meeting program will be the Challenge Reveal!**

* The reason we want to have only one person per card is because we may have this challenge displayed in the next quilt show and we want to clip the color card to the quilt for display!

Questions?

Contact Tammy Miller via email at challenge@appleseedquiltersguild.com

A chilly day on Sunday, June 2nd could not dampen the spirits of the campers or volunteers at Camp Watcha Wanna Do. Our guild supplied approximately 154 quilts for 98 campers who are cancer survivors as an important part of their week of fun. An additional group of children younger than 7 years old attend Kinder Camp one day during the week and receive a quilt. After all the campers choose their quilts, camp counsellors are allowed to choose one, too. A big thank you to all the volunteers who helped hang quilts to allow the children to select just the right one! A special thank you goes to Andy and Mike Rosene who took all the photos and had them printed for our guild meeting just two days later. Remaining photos of the quilts and the child who selected it may be picked up at future guild meetings at the Philanthropy table. Any remaining quilts will be donated to local hospitals to distribute to children who are too sick to come to camp. None of this would be possible without you! Thank you so much for your hard work and generosity in making and donating these beautiful quilts. When you see campers pick out their quilts, you know that they appreciate it, too.

Margaret Dannenfelser and Judy Jones



DOG BEDS

Humane Fort Wayne was gifted with 20 dog beds during the month of June! They express their gratitude to our Appleseed Guild members. Good Job!

EDUCATION AND OUTREACH


July is a UFO show and tell month! I'm super impressed with the number of finishes I've seen through out the year so far. Thank you for keeping at it.

Fall Festival will be at Aldersgate Church on October 12th. Our 5 teachers are Nancy Tippman, Laura Jackson, Tammy Miller, Cher Buckmaster/Pam McClurg, and Dawn Wolf. We will also have an open sit and sew for those who want to come and spend a day of sewing with their friends without starting a new project. Keep an eye on the website, class descriptions and photos of the projects will be posted soon. Registration for the Fall Festival will be at the September and October meetings. There will be no online registration for this event. Only members will be able to attend this fun day of sewing, so make sure you get your membership renewed early.

This month teaching at the Orchard technique table, will be the wonderfully talented Jean and Kim Kaste. With more and more opportunities for "quilting by check", it is nice to know what a longarmer is looking for when you turn in your quilt to be quilted. Please swing by the Orchard at 6:00 pm before the meeting and get inspired! If you have a technique or idea for a class you would like to see, please come see me and we can get it on the schedule.

Block of the Month for July is a fun Red White and Blue block. You can find the instructions for the block on pages 8 through 10.

education@appleseedquiltersguild.com
Sybil Magrill



Appleseed BOM

Red White Blue

Red:

4 – 3 ½ x 6 ½ rectangle

Blue:

4 – 3 ½ x 6 ½ inch rectangle

White:


8 – 3 ½ inch squares

1. Draw a diagonal line from corner to corner of each of the 3 ½ inch white squares. 2. Match the white 3 ½ inch square with a red 3 ½ x 6 ½ rectangle, right sides together with the line going from the top right corner to the bottom left. Sew on the drawn line. Cut along ¼ inch away from stitching. Press to the red. 3. Repeat to make four units.

1.



2.



3.



X4

4. Repeat steps 1 -3 with white 3 ½ inch squares and blue 3 ½ x 6 ½ inch rectangles. 5. Repeat to make four units.

4.




5.




X4

6. Sew the red unit to the blue unit as seen below. 7. Repeat to make four units measuring 6 ½ inches.

6.




7.




X4

8. Arrange the pieces and sew together as seen below. Your finished block will measure 12 ½ inches.

8.




If you have any questions call
Sybil Magrill @ 910-478-5444




Bonus Block

1. Take the leftover triangles cut off from your project. This will take the leftover triangles from 2 of the Red White and Blue blocks. Sew them right sides together in the same pairs as the previous block. 2. Press to the dark fabric and trim each half square triangle to 2 ½ inches, using your favorite method. You will have 8 blue/white and 8 red/white sets.



Arrange in the layout below and sew together in rows. Your block will finish at 8 ½ inches. You can return this block with the 12 ½ inch block and we will have a second drawing for the bonus blocks. Thanks to Marsha Ratliff for suggesting this great idea.




QUILT FEST 2025

A huge shout out to everyone who showed up for the first meeting for our next Quilt Show! We are presently gathering information and hope to make a proposal to the board soon. Stay tuned for more updates. We already have a number of people who are excited to get things going and would love to have more volunteers. Contact Sue Traxler via email at FWQFchair@appleseedquiltersguild.com or in person at the next guild meeting if you are interested in helping with the next quilt show.

FOR SALE

For sale - Stained oak three-rail hand quilting frame. Workspace tilts. Each bar is made of three pieces and connected by square aluminum extrusions. Rails can be set to 66" (using 2 of 3 bar pieces) or 102" (using 3 bar pieces). Asking price: \$250. For more information, please contact Linette at 260-485-3218 or leb2rome@yahoo.com



Janome 15000 for sale - Hello! Our mother recently died and she has had several Janome Sewing Machines. We currently have for sale a Janome 15000 Memory Craft Sewing and Embroidery Machine.

Mom traded in another Janome machine for this Model 15000 in late 2022. It was purchased at, and she always had her machines serviced at, Edwards Sewing Center in Ft Wayne.

Additional spool holder is attached, and is included; as well as: Two instructional CD's, 6 Hoops, 20+ feet, Hoop magnets, Foot pedal, circular sewing attachment, ditch quilting foot. Price \$3,000

For additional information please contact: DebLHoehn@yahoo.com

This magnificent machine is located in the Georgetown area.

NEARBY QUILTING EVENTS

12



EXECUTIVE BOARD

PRESIDENT
GEORGI SCHNEIDER
president@appleseedquiltersguild.com

VICE PRESIDENT
PATTY DAVIS
vicepresident@appleseedquiltersguild.com

TREASURER
PAULA ADAMS
treasurer@appleseedquiltersguild.com

RECORDING SECRETARY
LYNN GERIG
secretary@appleseedquiltersguild.com

ADVISOR
SUE TRAXLER
advisor@appleseedquiltersguild.com

PARLIAMENTARIAN
BEV GUNN
parliamentarian@appleseedquiltersguild.com

BOARD MEMBERS STANDING COMMITTEES

COMMUNICATIONS
LAURA JACKSON
communications@appleseedquiltersguild.com

GUILD SERVICES
TAMMY MILLER
guildservices@appleseedquiltersguild.com

MEMBERSHIP
LINDA WOJEWUCZKI
membership@appleseedquiltersguild.com

PHILANTHROPY
JO SCOROF
philanthropy@appleseedquiltersguild.com

TECHNOLOGY
BILL SCHNEIDER
technology@appleseedquiltersguild.com

PROGRAMS
ANGIE KECK
programs@appleseedquiltersguild.com

QUILT SHOW
SUE TRAXLER
fwqfchair@appleseedquiltersguild.com

EDUCATION/OUTREACH
SYBIL MAGRILL
education@appleseedquiltersguild.com

NEWSLETTER EDITOR
LAURAJACKSON
newsletter@appleseedquiltersguild.com

DIGITAL COORESPONDENT
MICKI HEATH
info@appleseedquiltersguild.com

POSTAL CORESPONDENT
LINDA MULPAGANO
postalservices@appleseedquiltersguild.com

SOCIAL MEDIA
KIM KASTE
socialmedia@appleseedquiltersguild.com

PUBLICICIY
VACANT

ATTENDANCE
LINDA WOJEWUCZKI, BECKY BENNET, CAROLYN
PAVELEC
membership@appleseedquiltersguild.com

NEW MEMBERS
GINNY HOOT
membership@appleseedquiltersguild.com

DIRECTORY
MELINDA COY
directory@appleseedquiltersguild.com

HOSPITALITY/DOOR PRIZES
LINDA WOJEWUCZKI
membership@appleseedquiltersguild.com

WEBMASTER
BILL SCHNEIDER
webmaster@appleseedquiltersguild.com

TECHNOLOGY SUPPORT
PAM OWENS
support@appleseedquiltersguild.com

BEEKEEPER
JOAN LANDIN
beekeeper@appleseedquiltersguild.com

MONTHLY MINI
MIKE VOILES and NANCY COMPTON
monthlymini@appleseedquiltersguild.com

CHALLENGE COORDINATOR
TAMMY MILLER
challenge@appleseedquiltersguild.com

ACCUQUILT COORDINATOR
SYBIL MAGRILL, KIM KASTE
library@appleseedquiltersguild.com

TOUCH QUILTS
MARVENE KELTY

DOG BEDS
ANNE TINKEL

KIDS QUILTS
MARGARET DANNENFELSER, JUDY JONES

PROGRAMS RESEARCH COORDINATOR
JENNIFER HOPE
research@appleseedquiltersguild.com

LOCATION AND INSTRUCTOR LOGISTICS
JEAN KASTE
location@appleseedquiltersguild.com

SEEDLINGS
ANNE TINKEL

APPLE ORCHARD
VACANT

RAISE RIGHT SCRIP
SUSAN BENESH
raiseright@appleseedquiltersguild.com

GENERAL GUILD INFORMATION

- Please sign in when you arrive at the monthly guild meeting!
- Our membership year begins October 1st annually with your membership card good through September 31st of the following year. Dues are \$30 per year; if a non-member joins between April 1st and September 31st, dues are reduced by 50%.
- Checks for dues can be mailed to: Appleseed Quilters Guild – PO BOX 10484 – Fort Wayne, IN 46852-0484
- ADVERTISEMENTS TO SELL ITEMS IN THE NEWSLETTER are to be sent to the Newsletter Editor at newsletter@appleseedquiltersguild.com or mailed to: PO Box 10484, Fort Wayne, IN 46852-0484. The cost for any size ad is \$10 for a one-month listing. The cost is currently waived for members. A check payment should be made out to AQG, and mailed to AQG, PO Box 10484, Ft Wayne, IN 46852-0484 by the third Tuesday of the month to appear in the next newsletter. The size of the ad is at the discretion of the editor.
- Website: www.appleseedquiltersguild.com



MAIL US AT:
 PO BOX 10484 FORT WAYNE, IN
 46852-0484
 Visit our website at:
www.appleseedquiltersguild.com
 Email us at:
INFO@APPLESEEDQUILTERSGUILD.COM

Information published in the Appleseed Guild Newsletter will comply with the latest guidelines offered by the HIPAA Privacy Rule. Primarily information published will be based on the individual's written authorization of information published.