

APPLESEEDS

April, 2026 Volume 35, Issue 7



April



APRIL MEETING

The next meeting is **TUESDAY, April 7, 2026**
Mizpah Shrine Center
1015 Memorial Way,
Fort Wayne, IN 46805
DEMONSTRATION 6:00pm
SOCIAL TIME 6:30pm
MEETING 7:00pm

IN THIS ISSUE


Presidents Letter	2
Programs	3-4
Guild Challenge	5
Education / Outreach	6
Membership,	7
Philanthropy	8
Communications	9
Other News	10-11
Join the Action	12
BOM	13-15
General Guild Info	16
Officers and Committee	
Chairs	17
Non-Board Positions	18

BOARD MEETING


Tuesday, April 14, 2026
Alan McMahan Room, ACPL
Downtown
6:00pm

QUICK DATES

April 7, 2026: Robert Lovell
May 5, 2026: Paula Shultz
June 2, 2026: Guild Challenge
Show & Tell



Newsletter suggestions? Send them my way!
-Stacey Cripe, Newsletter Editor
newsletter@appleseedquiltersguild.com



FROM THE PRESIDENT

Greetings, Appleseeders!

Spring is officially here—and with it comes that wonderful urge to refresh and reset. I recently did a bit of spring cleaning in my sewing room, and I have to say, it feels so good to have it done! There's something especially satisfying about clearing space and getting ready to start something new.

As I prepare for our retreat at the end of March, I found myself organizing a few "stash" piles—and, of course, uncovering some long-forgotten smaller projects. You know the ones... those fun little treasures we pick up at shop hops and quilt shows with the best intentions! My goal for April (and maybe a bit into May) is to bring those hidden gems back into the light and finally finish them.

I'm also trying to wrap up a few things before diving into the wonderful classes coming up in May, July, August, and September. I've already signed up for two, and let me tell you—it was not an easy choice! We truly have some exciting programs ahead.

Wishing each of you a productive, creative, and joy-filled spring. I can't wait to see what you're working on!

**Warmly,
Laura Jackson
President**

president@appleseedquiltersguild.com



PROGRAMS

April 7, 2026

7:00pm - We welcome Robert Lovell, local modern quilter

He is a fabulous local modern quilter influenced by math, architecture, art, and photograms, and will share his incredible quilts with us.

May 5, 2026

7:00pm - We welcome Paula Shultz, A Primitive Past

A Primitive Past will present a trunk show and pop-up shop on wool rug hooking and over dyed wool.

June 2, 2026

7:00pm - Guild Challenge Show & Tell

The Ombre Challenge makes will be on dsplay with a special guild challenge show & tell.

July 7, 2026

10:00am - 4:00pm workshop: Quilt Maven Dave

Workshop: Hunter's Star the easy way

7:00pm - Quilt Maven Dave, Nationally acclaimed instructor

Quilt Maven Dave will present "What makes a quilter tick?"

This special speaker event will charge an admission for non-members at the door

Start of 2026 fall quilt guild challenge, that will run July - December



May 5

Dawn Wolf, Certified Laura Heine Instructor, teaches "The Basics of Collage Quilting" using Laura Heine's patterns called "Whatever's!"

Date: Tuesday, May 5, 2026
Time: 10am to 4pm

Cost: Members: \$50
Non-Members: \$55
Credit cards, add \$3

Maximum: 16 attendees



7 spots left!

Learn the Laura Heine Method of Collage Quilting, including how to use the Laura Heine Method Underlay Technique. This workshop is the beginning level for the Laura Heine Method. Each participant will choose their own "Whatever's!" pattern, there are 59 available, prior to class. So each participant will be doing a slightly different quilt. The pattern is the same as the one in the photo, and the colors will be different.

July 7

Quilt Maven Dave, Nationally Acclaimed instructor, teaches "Hunter's Star... The Easy Way"

Date: Tuesday, July 7, 2026
Time: 10am to 4pm

Cost: Members: \$65
Non-Members: \$75
Credit cards, add \$3

Maximum: 25 attendees



4 spots left!

"The Hunter's Star" is a pattern that has endured because it is, how complicated it looks, and to mention, how beautiful it is. After all, who doesn't love stars? I like to paper piece Hunter's Star because, well, that's what I teach. Paper Piecing produces a precision that's hard to achieve with other methods. The pattern is the same as the one in the photo, and the colors will be different.

We still have spots open in our upcoming programs! See the email sent on 03/06 for links to sign up, or go to the programs table at the next meeting.

August 4

Rob Appell, Nationally Acclaimed instructor, teaches "Wonky Log Cabin Quilt"

Date: Tuesday, August 4, 2026
Time: 10am to 4pm

Cost: Members: \$65
Non-Members: \$75
Credit cards, add \$3

Maximum: 25 attendees



3 spots left!

"This will be a workshop building log cabin blocks that are really less than perfect, aka Wonky Blocks. This workshop is a great way to work through your scraps or is perfect for that 2 1/2" pre-cut strip bundle. I suggest using prints that are not so busy and read more as solids so that the strips stand out. There is no required finished size, or set amount of blocks, it can be sewers choice. I will complete the workshop by teaching how to fit the random blocks together." For more information about this project please check out the YouTube video - Wonky Log Cabin 2.0 with Rob Appell - Start to Finish Quilt Tutorial


September 1

Alice Ridge teaches "Celtic Knotwork"

Date: Tuesday, September 1, 2026
Time: 10am to 4pm

Cost: Members: \$50
Non-Members: \$55
Credit cards, add \$3

Maximum: 20 attendees



13 spots left!

"An Adventure with Celtic Knotwork and Elegance of Celtic Knots, we will explore traditional knots, from simple to mind-blowing! We will peruse the elaborate (and sometimes weird) illustrations from the Book of Kells. Using Bias Tape, Embroidery, and Felt made of a Bamboo/Rayon blend, we will make a unique and relaxing project. Many different designs are available!"

***This class is designed for Handwork stitching! Many different options for projects for this class. So each participant may be doing a slightly different project, but the technique is the same. ***

A kit is required for this class. It will be available from the instructor on the class day. Kit fee: \$30

GUILD CHALLENGE



Ombré Challenge — Let Your Creativity Shine!

Our newest guild challenge is here, and it's bursting with color! This time, we're celebrating the beauty of ombré fabrics — whether you use yardage or pre-cuts. The possibilities are endless!

Make **whatever you want** — any size, any pattern, any style. Want to get creative? Try using ombré fabric as a striking background or feature it in parts of your blocks for a stunning effect. However you use it, let the color transitions inspire you!

- **Deadline:** June 2 guild meeting
- **What's required:** Only your **quilt top** needs to be finished to qualify for the drawing prizes.

We'll enjoy a special reveal show-and-tell that night, followed by our prize drawing!

A few important details:

- Your quilt must be started after **January 1, 2026**.
- If you plan to gift your quilt or donate it to **Camp Whatcha Wanna Do**, you may show it early and still be entered into the drawing.

This is a wonderful opportunity to experiment, stretch your creativity, and share something uniquely you. We can't wait to see the beautiful range of ombré creations our talented members dream up!

Let's make June 2 a colorful celebration!

Questions? Tammy Miller, Challenge Coordinator, can be contacted at challenge@appleseedquiltersguild.com



EDUCATION / OUTREACH

We have a lot of great technique demonstrations heading your way! Make sure to get to the meeting early and check them out. Anyone can come and learn something new.

April 7, 2026

6:00pm - Technique Demonstration with Vickie Sitz - Flange Binding

Flange Binding is great for charity quilts, baby quilts, fun quilts. It is all done by machine. The binding is first sewn on the back of the quilt and then flipped around to the front for machine top stitching. There is a colorful edge to the binding.

Our Super skilled Vickie Sitz will demonstrate flange binding and also have four finished quilts with her. Compare and contrast, because she used a variety of binding strip widths and seam allowances on the four quilts. These provide slightly different looks and the wider widths are easier on the hands if arthritis is an issue. Find the style you like, write down the strip widths, try it at home for yourself.

Questions? Ideas for a demonstration? Please email Nancy Geiling, Education / Outreach Chairperson, at education@appleseedquiltersguild.com.



TECHNOLOGY SUPPORT

Hi,
I'm Pam Owens your technology chair. Stephanie Datwyler, the webmaster and I are here for the guilds technology needs. If you have any questions or suggestions for us, please contact us.

Please email Pam, Technology, at Technology@appleseedquiltersguild.com or Stephanie, Webmaster, at webmaster@appleseedquiltersguild.com.



MEMBERSHIP

Membership Growth and Updates

As another month comes to a close, we are pleased to announce that our guild continues to grow. Our current membership stands at 164 individuals, with 5 new members joining us this month and approximately 12 guests participating in recent activities. We have made some changes at the membership table, including the discontinuation of the \$0.25 fee for missing nametags. Members who need a new or replacement nametag can now request one directly at the table.

Most importantly, we are excited to share that any member who brings a guest will receive a prize as a token of our appreciation for helping expand our community.

Membership Rates and Enrollment Period

We have now reached the midpoint of our fiscal year. All new memberships processed through September 30, 2026, are available at the reduced rate of \$20. Enrollment for next year's membership will begin in July, which will allow members to participate in a variety of fall events. We are looking forward to hosting many engaging activities for both the upcoming fall season and the following year.

Opportunities to Get Involved

We are seeking enthusiastic individuals to join our greeting team. This team plays a vital role in creating a welcoming environment for our visitors and guests and offers a wonderful opportunity for members to connect with new people. If you are interested in joining, please stop by "the table" to discuss how you can get involved.

As always, see you at the table,

Vanessa Spencer
Membership Chair

membership@appleseedquiltersguild.com



Philanthropy

Hello my Quilting Friends!

Camp Watcha-wanna-do is going strong. We received quite a few quilts last month and are inching towards our goal. June will be here before we know it. Thank you so much for supporting this wonderful cause.

We announced a new project at the meeting in March. The guild has received a donation a several hundred small quilt tops that need finished, and the Veterans Administration has let us know they need quilts. We will have these quilts at the philanthropy table at the meetings for the next several months for members to take home and quilt or finish the binding. I made a delivery to the Volunteer Services office this past week and they are very excited to start getting our quilts to cover the veterans in the hospital.

The Vera Bradley Foundation Quilt has been released into the wild. If you go to www.verabradley.org/quiltwithacause you can read the article from the Foundation and enter for a chance to win.



Thank you for supporting all of the great casues!
Sybil Magrill




COMMUNICATIONS CORNER

Greetings,

I have copies, but am still looking for original Appleseed Guild directories for 2009-2010 and 2014-2015 to complete the set in the guild archives (see photo). I am also rounding up old Guild Quilt Show brochures for the archives. So far I have two, 2002 and 2010 (see photo).




Linda Mulpagano sends Caring Cards, on behalf of the Guild, for both difficult and joyful life events. We also send thank you cards for those donating to the guild and/or presenting a program or service. If you know someone who should receive a card, please send an email to communications@appleseedquiltersguild.com.



Questions? Vickie Sitz, Communications Chairperson can be reached at communications@appleseedquiltersguild.com.

IN OTHER NEWS



Fundraiser 2026

Registration Opens

March 16, 2026

Registration link will be available
on our website:

www.projectlinus.org

There will be seven patterns in this fundraiser. One pattern will be available for download every two weeks starting on April 4th. Each pattern is designed to be beginner friendly and adaptable to various fabrics and scraps you have on hand.

Cost: \$20 donation to Project Linus.

You may designate your local Project Linus chapter as the recipient when you register.

Join us on our Facebook group

Project Linus Scrappy Sewing Fundraiser.

Special Thank You to Jeanine Snyder, Coordinator of Kansas City Metro Area for designing these patterns for us.

Your local Coordinator / Chapter is:

FORT WAYNE / NE INDIANA

IN OTHER NEWS

REDBUD QUILT SHOW

MAY 15-16, 2026

Celebrate!

May 15: 10am-5pm & May 16: 10am-2pm

ANDERSON MUSEUM OF ART

32 W. 10th Street, Anderson, IN

Admission \$5 at the door

Quilt Display & Bazaar

Featured Quilter Brenda Wilson - Fri 2pm

QOV Presentation - Sat 10:30am

Quilt Raffle - Sat 1:30pm



Raffle Quilt
Queen Size - 91" X 103"

Sauder Village
2026 Quilt Show

Save the Date!
April 29 - May 2, 2026
SAUDERVILLAGE.ORG

Gone Vintage!

Do any guild members own a Singer 403a machine as part of their collection? Stephanie Datwyler has recently rescued one and is looking to purchase any unwanted accessories for this machine if anyone is willing. Her mobile number is listed in the directory, that's the best way to contact her if interested.

Quilt Show 2026

Find details about the 49th annual Quilt Show on our website.

Vendors • Demos • Quilts of Valor Exhibit

Quilts and Needlework with Debbie

Saturday, May 2, 10 am



Debbie Wick is a lifelong embroidery & quilting artist, educator, & designer. She has exhibited nationally & will return to Sauder Village to share her quilts, needlework, original designs, & creative journey during a Trunk Show on May 2.

Quilt Registration is Now Open

Register your quilts by March 31
at SauderVillage.org



22611 State Route 2 • P.O. Box 235

Archbold • OH • 43502

800.590.9755 • info@saudervillage.org

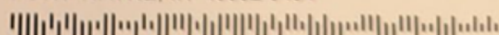
NONPROFIT ORG
US POSTAGE PAID
ARCHBOLD, OH
PERMIT NO. 12

000013

APPLESEED QUILTERS GUILD

PO BOX 10484

FORT WAYNE, IN 46852-0484



JOIN THE ACTION!

Ways to participate, volunteer, and create!

PHILANTHROPY

Camp Watcha-Wanna-Do:

- Quilts due in May
- Minimum size 45" x 60"
- Theme: Under the Sea
- Drop off at Kids Quilts table

Dog Beds:

- Pick up cover at Dog Beds table
- Fill with scraps; return
- Donated to Humane Fort Wayne

Touch Quilts:

- Kits TBD
- Donated to Alzheimer's Association and assisted living locations

VOLUNTEER

QuiltFest Committee

- Forming soon

Positions Available

- Fundraising/QuiltFest Liaison
- Meeting Greeter / Membership team

Contact: [president@
appleseedquiltersguild.com](mailto:president@appleseedquiltersguild.com)

GUILD EVENTS

Ombé Quilt Challenge:

- January–June
- Due at June meeting

UFO Challenge (Closed):

- Sign up January 2026
- Turn-ins Mar, May, Jul, Sept, Nov

One Block Wonder Class (Full):

- Jan 18, Feb 15, Mar 15, Apr 26

ONGOING ACTIVITIES

Sewing Bee Groups:

- Small sewing groups
- See website or membership table

Technique Demonstrations:

- Monthly @ 6:00 PM

Block of the Month:

- Turn in at monthly meeting
- Drawing to win all blocks

SUPPORT THE GUILD

Raise Right:

- Gift card program

Potluck Potpourri:

- \$1 raffle tickets
- April: \$50 Edwards Bonus Bucks

Block of the Month

This month's block was inspired by the cover quilt on American patchwork and Quilting. It screams spring to me! Our color substitutions are as follows:

Light 1 and 2 - White
Medium - Yellow
Dark - Pink



Cutting & Sewing

Light Fabric 1

- Cut 4 squares 3.5" x 3.5"

Light Fabric 2

- Cut 4 squares 4.5" x 4.5"

Medium Fabrics.

Use 1 to 4 different fabrics

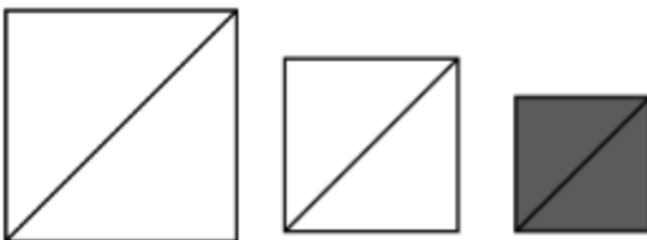
- Cut 4 squares 6.5" x 6.5"

Dark Fabric

- Cut 4 squares 2.5" x 2.5"

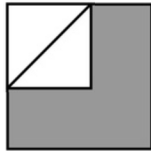
Directions

1) Draw a diagonal line on the back of all the –
4.5" x 4.5" Light 2 squares – 3.5" x 3.5" Light 1
squares – 2.5" x 2.5" Dark squares

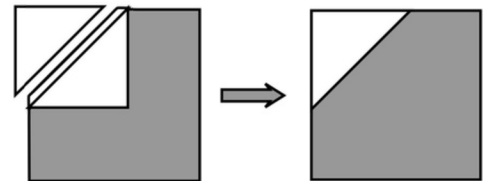


Directions

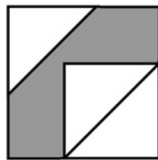
2) Following diagram place the 3.5" light 1 square on a 6.5" square, right sides together sew ON the line.
Measures 6.5" x 6.5"
Make 4



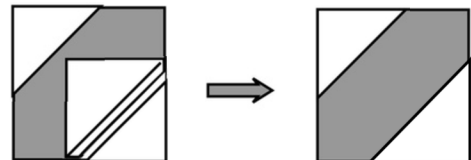
3) Following diagram trim away Leaving a 1/4" seam allowance
Trim
Measures 6.5" x 6.5"
Make 4



4) Following diagram place the 4.5" light 2 square on the opposite corner of the 6.5" square, right sides together sew ON the line.
Measures 6.5" x 6.5"
Make 4



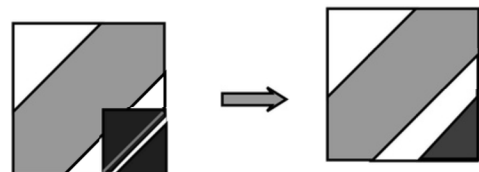
5) Following diagram trim away The other side leaving a 1/4" seam allowance
Trim
Press triangles open to make a square
Measures 6.5" x 6.5"
Make 4



6) Following diagram place a 2.5" dark square on top of the 4.5" triangle corner, right sides together sew ON the line.
Measures 6.5" x 6.5"
Make 4



7) Following diagram trim away The other side leaving a 1/4" seam allowance
Trim
Press triangles open to make a square
Measures 6.5" x 6.5"
Make 4

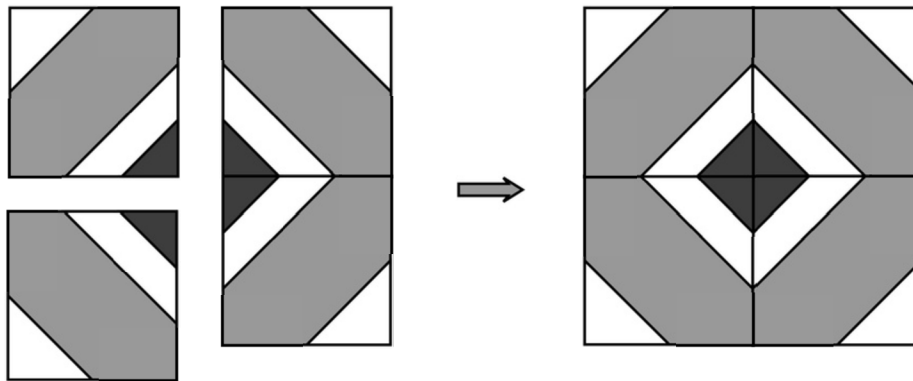


Block 2 – Meet us at....

I hope you enjoy making this quilt. These instructions may not be reproduced by any mechanical or electronic means, including photocopying. Making copies for any purpose other than your own personal use is a violation of copyright laws. ©2021 Pat Sloan & Co. LLC, All rights reserved.

Directions

- 8) Following the diagram Sew the 4 blocks together
Measures 12.5" x 12.5"
Make 1



Pat Sloan would love to see our blocks so feel free to join her Facebook group and share your makes.

Block 2 – Meet us at....

I hope you enjoy making this quilt. These instructions may not be reproduced by any mechanical or electronic means, including photocopying. Making copies for any purpose other than your own personal use is a violation of copyright laws. ©2021 Pat Sloan & Co. LLC, All rights reserved.

GENERAL GUILD INFORMATION

- Appleseed Quilters Guild Meetings are held at the Mizpah Shrine Center, 1015 Memorial Way, Fort Wayne, IN, 46805 on the first Tuesday of every month, except holidays. Technique demonstrations start at 6pm. Social time starts at 6:30pm. Meetings start promptly at 7:00pm. There is usually a speaker or presentation. The meetings conclude with Show and Tell.
- The regular monthly guild meetings are free to non-members, with a limit of three free visits. A fee may be charged to non-members attending special meetings featuring a nationally acclaimed speaker.
- Our membership year is October 1st through September 31st. Dues are \$35 per year, due October 1st. There is a midyear dues discount, starting April 1st. Checks for dues can be paid at any meeting or mailed to the PO Box.
- A variety of the Appleseed Quilt Guild workshops and retreats are available to non-members. There are fees for these extra events for members and non-members.
- Appleseed Quilters Guild offers education, inspiration, and community. The Quilt Bees, block of the month, challenges, and philanthropic projects are very popular. Appleseed Quilters Guild also hosts the biennial Fort Wayne Quilt Fest.
- Located in Fort Wayne, IN, Appleseed Quilters Guild began in 1993 as a small, quilting group, and has grown to 150+ members. Appleseed Quilters Guild includes all ages. In 1996, Appleseed Quilters Guild was recognized as a 501(c) (3) organization.
- Appleseed Quilters Guild strives to create an interest in the making, collecting, and preserving of quilts. Appleseed Quilters Guild also seeks to establish and promote educational and philanthropic endeavors through quilting.
- Meetings will be canceled if severe weather dictates. Cancellations will be posted on our Facebook page. Follow our Facebook page for the latest information on all our events.
- Information published in the Appleseed Guild Newsletter will comply with the latest guidelines offered by the HIPAA Privacy Rule. Primarily information published will be based on the individual's written authorization of information published.
- Newsletter ADVERTISEMENTS are to be sent to the Newsletter Editor at newsletter@appleseedquiltersguild.com or mailed to the PO Box. The cost is waived for members. The non-member fee is \$10 for a one-month listing. Checks should be made payable to AQG and mailed to the PO Box, before the third Tuesday of the month, to appear in the next month's newsletter. The size of all ads is at the discretion of the newsletter editor.

CONTACT US

Mail us:
Appleseed Quilters Guild, PO BOX 10484
Fort Wayne, IN, 46852-0484

Visit our website:
www.appleseedquiltersguild.com

Email us:
information@appleseedquiltersguild.com

Visit our Facebook page:
Appleseed Quilters Guild of Fort Wayne.

2025 - 2026 BOARD MEMBERS

EXECUTIVE BOARD

PRESIDENT
LAURA JACKSON
president@appleseedquiltersguild.com

VICE PRESIDENT
MICKIE HEATH
vicepresident@appleseedquiltersguild.com

TREASURER
MARLENE SLOAT
treasurer@appleseedquiltersguild.com

RECORDING SECRETARY
LYNN GERIG
secretary@appleseedquiltersguild.com

ADVISOR
PATTY DAVIS
advisor@appleseedquiltersguild.com

PARLIAMENTARIAN
BEV GUNN
parliamentarian@appleseedquiltersguild.com

BOARD MEMBERS STANDING COMMITTEES

COMMUNICATIONS
VICKIE SITZ
communications@appleseedquiltersguild.com

GUILD SERVICES
PATTY DAVIS
guildservices@appleseedquiltersguild.com

MEMBERSHIP
VANESSA SPENCER
membership@appleseedquiltersguild.com

PHILANTHROPY
SYBIL MAGRILL
philanthropy@appleseedquiltersguild.com

TECHNOLOGY
PAM OWENS
technology@appleseedquiltersguild.com

PROGRAMS
SUE TRAXLER
programs@appleseedquiltersguild.com

EDUCATION/OUTREACH
NANCY GEILING
education@appleseedquiltersguild.com

QUILTSHOW
VACANT
fwqfchair@appleseedquiltersguild.com

**BOX COLORS
CORRESPOND WITH
STANDING COMMITTEE
CHAIRS ABOVE**

NON BOARD MEMBERS HOLDING POSITIONS

NEWSLETTER EDITOR
STACY CRIPE
newsletter@appleseedquiltersguild.com

DIGITAL CORESPONDENT
MOLLY SITZ
information@appleseedquiltersguild.com

CARING CARDS
LINDA MULPAGANO
postalservices@appleseedquiltersguild.com

SOCIAL MEDIA
KIM KASTE AND AMBER SMITH
socialmedia@appleseedquiltersguild.com

PUBLICITY
VICKIE SITZ
communications@appleseedquiltersguild.com

MEMBERSHIP COMMITTEE
BECKY BENNET, MELINDA COY, STACI OVERBECK,
SABINE BARRETT, ANDY ROSENE
membership@appleseedquiltersguild.com

GREETER
VACANT

PROGRAMS COMMITTEE Kelly Tragesser, Angie Keck,
Jennifer Hope, Tammy Miller, Sybil Macgrill, Jean Kaste
programs@appleseedquiltersguild.com

SEEDLINGS
NANCY TIPPMANN

APPLE ORCHARD
NANCY GEILING

FALL FESTIVAL
Nancy Geiling

BEEKEEPER
LYNN GERIG
beekeeper@appleseedquiltersguild.com

POTPOURRI POTLUCK
MIKE VOILES
monthlymini@appleseedquiltersguild.com

CHALLENGE COORDINATOR
TAMMY MILLER
challenge@appleseedquiltersguild.com

ACQUILT COORDINATOR
SYBIL MAGRILL
library@appleseedquiltersguild.com

SPRING RETREAT
GEORGI SCHNEIDER
retreat@appleseedquiltersguild.com

TOUCH QUILTS
MARVENE KELTY

DOG BEDS
ANNE TINKEL

KIDS QUILTS
SUSAN GIBBS, GLORIA HOEVEL

RAISE RIGHT SCRIP
SUSAN BENESH
raiseright@appleseedquiltersguild.com

QUILT SHOW
SUE TRAXLER
fwqfchairperson@appleseedquiltersguild.com

WEBMASTER
STEPHANIE DATWYLER
webmaster@appleseedquiltersguild.com